



MindShifters Radio LIVE UPDATE!

UPDATE: While Nedl is having a few issues - and we have complete confidence that it is our new platform - they are a new system and are working out a few challenges and will be back soon.

Until then, we are going to use Podbean again. The instructions for Podbean, if you have not already downloaded the app, can be found in the newsletter we sent out earlier last year. Full instructions for Podbean are at <https://conta.cc/3RMLNGy>

Both Podbean and Nedl send you a notification that we are LIVE (on whichever platform) if you have clicked that you "follow" us or save us as a "favorite" on both apps.

Thank you for your patience! michael, Dr. Tim & Jeanie


Nedl - LIVE Show Instructions Below

Nedl (pronounced like needle) will be our new platform for LIVE shows.

Simply go to <https://live.nedl.com/drmichaelryce> and tap "get a reminder"

They require you to enter your phone number and click confirm. You will receive a text whenever we go LIVE. This simple process allows you to ONLY listen to the LIVE show.

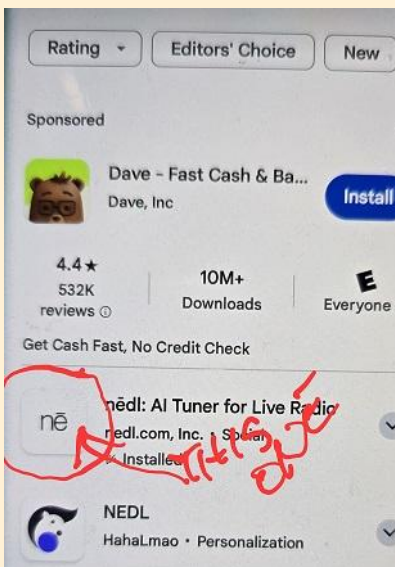
If you want to talk to us you need to do the next steps (below).



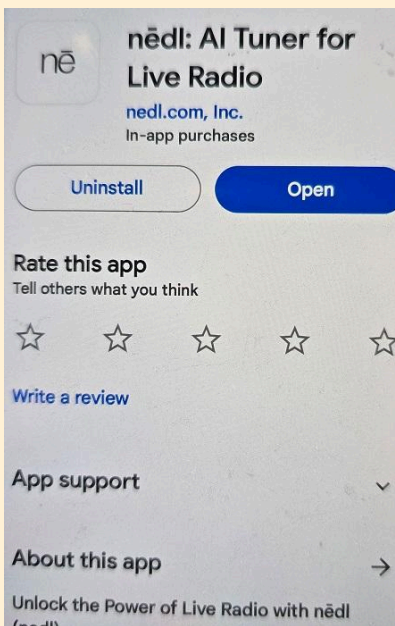
This is what you see on your screen when you enter <https://live.nedl.com/drmichaelryce>

The "next steps" are as follows. You have to download the Nedl app to be able to speak to the host(s). You can also just listen to the live show from the app. Here are step-by-step instructions with pictures to get the app. As there are several steps I suggest you do this now instead of waiting until we have switched over completely.

First, search for "Nedl" in your Google Store or Apple Store. You want to pick the one with the white background and the "ne" icon that says "nedl: AI Tuner for Live Radio"

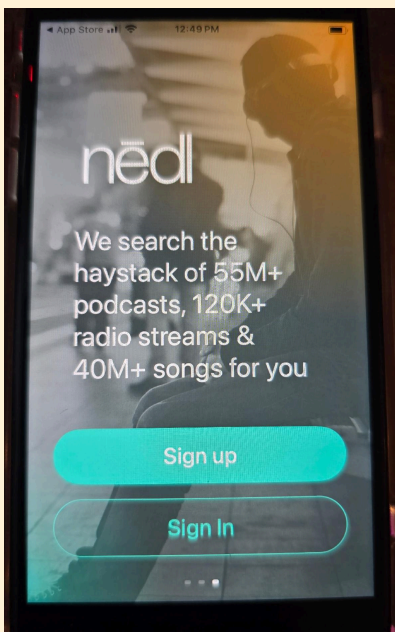


Once downloaded click Open

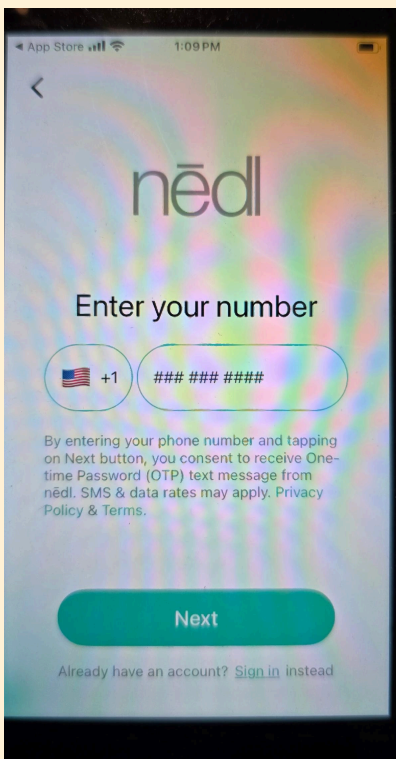


There are 2 pages in between, just click next until you get to sign-up (or sign-in)

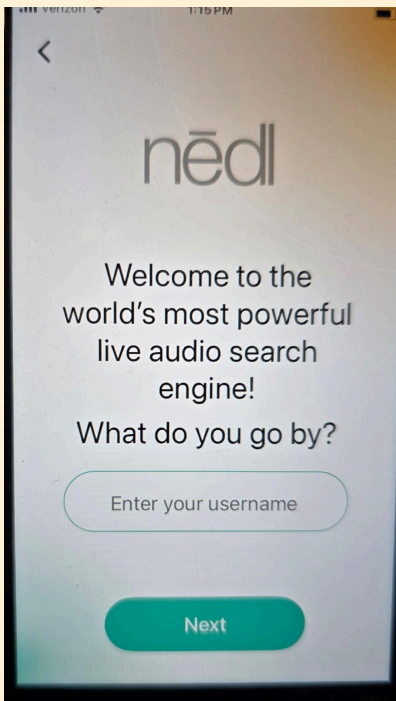
Click "Sign up"



Enter your phone number and click next. They will send you a text with a verification code to enter on the next screen (this is just verifying you entered a correct phone number).



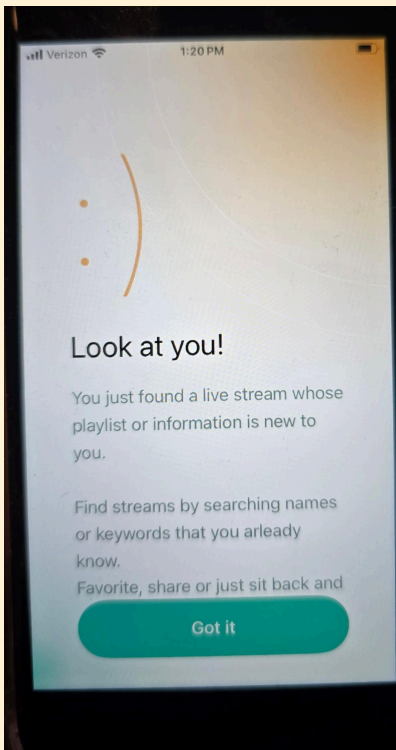
Create a username. This will be the name that pops up in the phone cue or chatroom, and it would be helpful for us on the main studio board if you were recognizable from potential spammers. Example: ours are actually our names: dr.michael ryce and Jeanie Shaw-Ryce



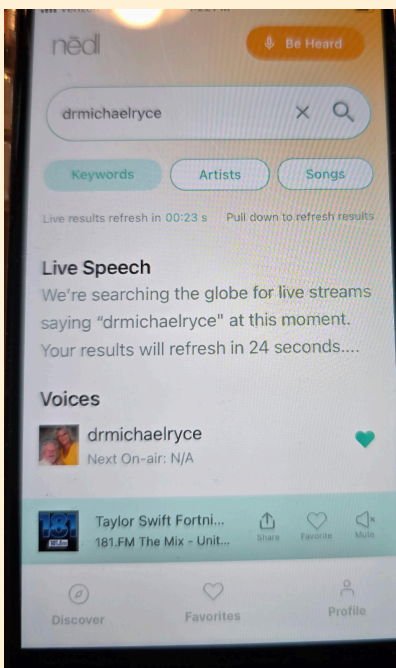
The next picture is just to give you an example of picking an artist (examples are Beyonce and Taylor Swift), so just click one and go to the next screen, you can mute the music that starts.



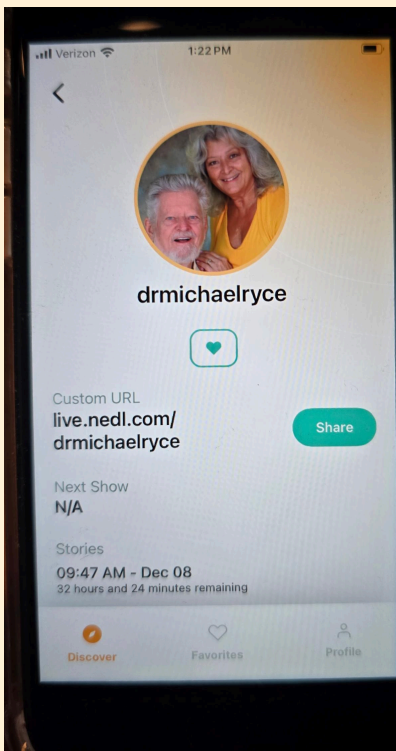
Just click "Got It" and go to the next screen



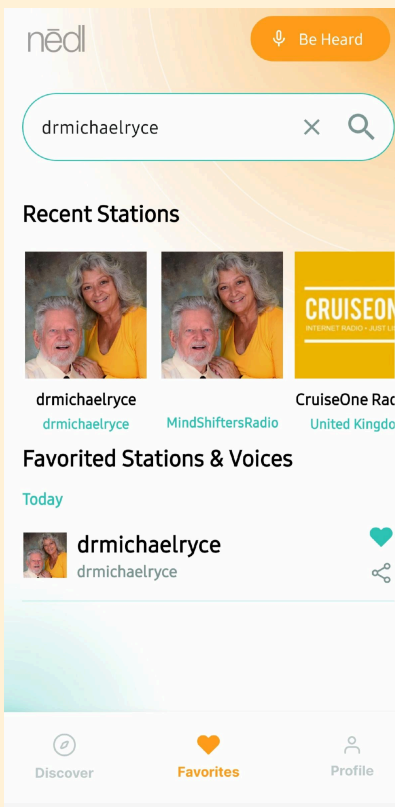
Do a search by "Keywords" and type in drmichaelryce (no spaces or capital letters) and you will see our picture. Click the "heart" next to our picture under "Voices" this will add us to your favorites. So whenever you sign-in in the future on your app we will be easy to find.



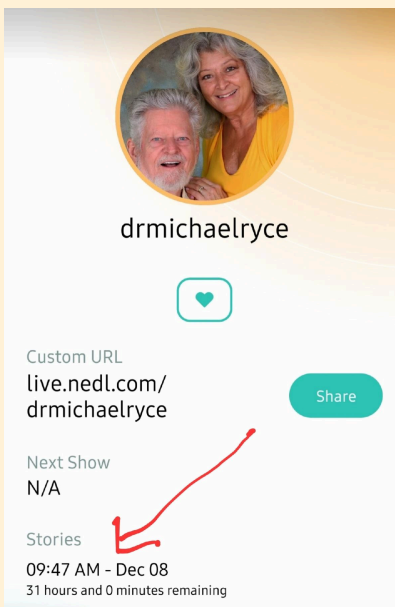
Now if you click on our program icon this is what you will see. There will be the link to share with others to listen only, they will have to download the app to talk.



Now you are connected. As long as you haven't signed out, all you do is click the Nedl app on your phone, click the "Favorites" heart at the bottom and this page will pop up.



Again, if you click on our faces the next page will have "stories" which are on Nedl for 36 hours. After that you pick up archives from the podcast station of your choice (i.e. Spotify, iHeart, etc). See below about the archives.



Podetize - Archives

Our archived shows will be moved over from BlogTalk to Podetize. Podetize will store all 5,100+ hours of past shows plus our future shows. They then take our Podcasts and syndicate them to ALL major podcast platforms. So you can pick up the archives from the platform of your choice. For example: iHeart Radio, Spotify, SoundCloud, YouTube, Amazon, Overcast, Audible, Apple, Google, Breaker,

